

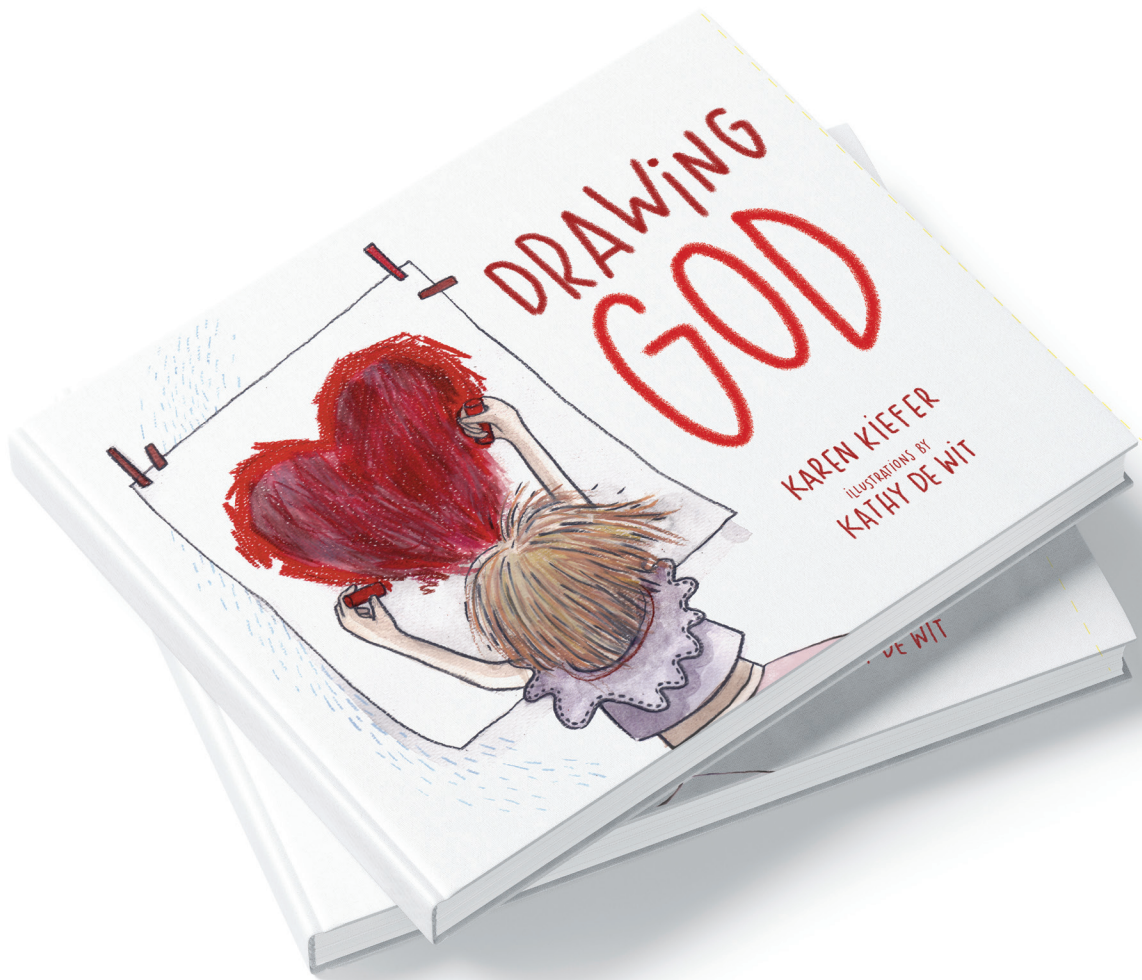
DRAWING GOD FOR ADVENT



IDEA KIT

CONTENTS

Introduction	4
Hope	5
Peace	9
Joy	13
Love	16




Celebrate the season of Advent with the “Drawing God” children’s picture book, for both children and adults. The story is wrapped in the themes of Advent: **HOPE, PEACE, JOY** and **LOVE**.

If you are looking for ways to incorporate this book into your daily and weekly Advent practices, then this **IDEA KIT** is for you.

Let’s get started.

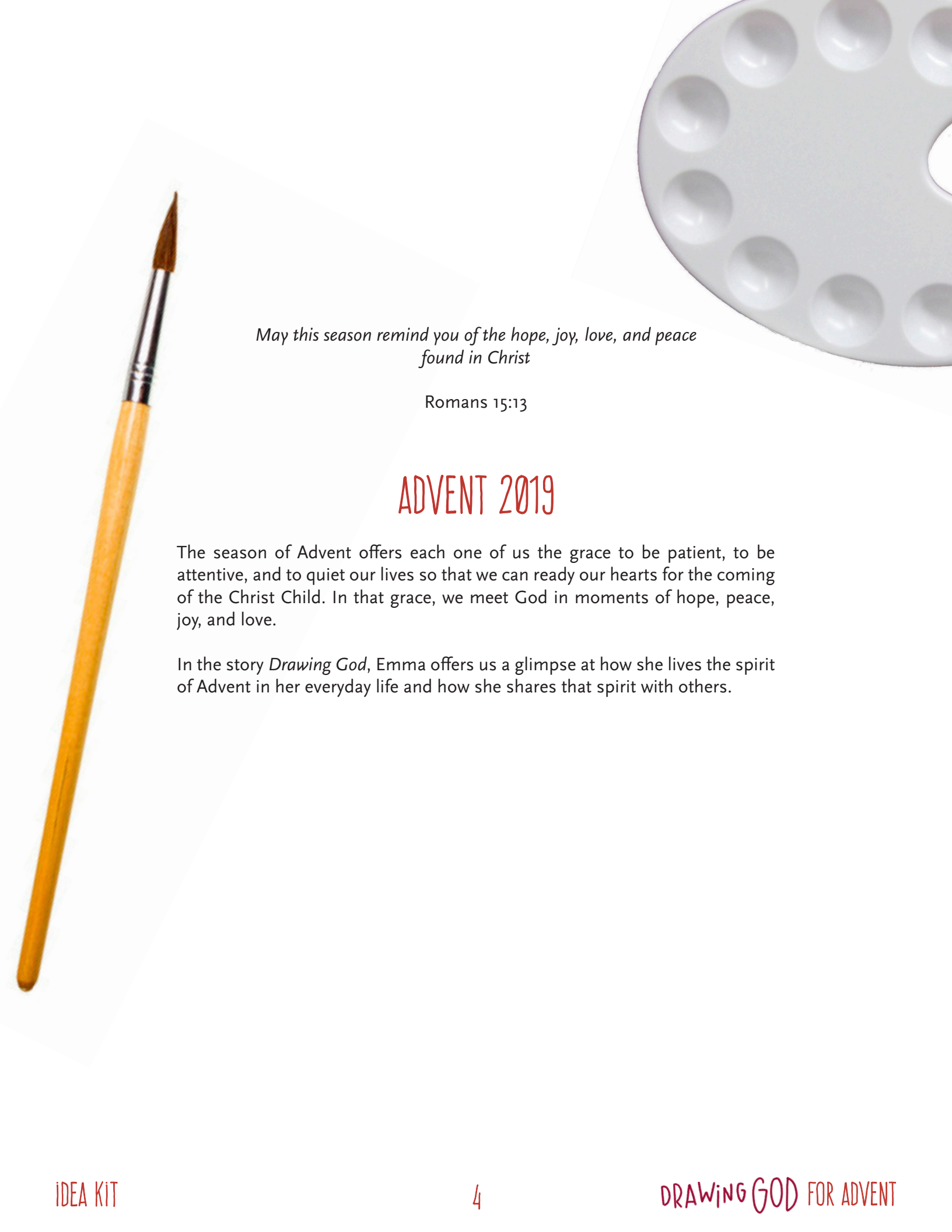
-KAREN



May the
GOD
OF HOPE fill
you with all
JOY AND PEACE
as you trust in him
so that you may over-
flow with hope by the
POWER OF
THE HOLY
SPIRIT.

ROMANS 15:13

TORRIE ASAI



*May this season remind you of the hope, joy, love, and peace
found in Christ*

Romans 15:13

ADVENT 2019

The season of Advent offers each one of us the grace to be patient, to be attentive, and to quiet our lives so that we can ready our hearts for the coming of the Christ Child. In that grace, we meet God in moments of hope, peace, joy, and love.

In the story *Drawing God*, Emma offers us a glimpse at how she lives the spirit of Advent in her everyday life and how she shares that spirit with others.

*Advent increases our hope, a hope which does not disappoint.
The Lord never lets us down.*

Pope Francis



HOPE



When the book opens, Emma is inspired to draw like Picasso after a trip to the art museum. Emma encounters HOPE in her imagination, when she decides to draw something beyond spectacular. Her desire to create is filled with possibility.

That hope-filled excitement is reflective of the Advent season. We are excited with the hope that the Christ Child is coming.

What gets you excited? What ideas fill you with possibility? Think about writing a list or sharing your thoughts in a small group discussion.



“This urge to draw something beyond spectacular followed me home and would not leave my side.” Emma listens to her mind and heart and decides to draw GOD.

What might you create for GOD this Advent season. How can you offer your gifts and imagination to give HOPE to your family, friends, community, school, Church this Advent season?

Here's an idea to get you started:

MAKE A "DRAWING GOD" HOPE JAR

Find a jar and decorate it with a creative/artistic expression that depicts your vision of God today. Write down some hopes, prayers or expressions of hope on small pieces of paper, 24 in number, and fill the jar. If you are a teacher, each child could write one or two hopes, easily filling the jar. Place your HOPE jar someplace special and each day of the Advent season have your family, friends, students, colleagues pull a HOPE from the jar.



Peace I leave with you; my peace I give to you

John 14:27



PEACE



As the story continues, Emma quickly learns that no one can see God in her drawings. She is frustrated. This point in the story reminds us that we have to have faith, the peace of mind and strength to keep going, to keep believing.

The second week of Advent reminds us of Mary and Joseph's journey to Bethlehem. It wasn't an easy journey but they kept going, they trusted in God's plan.

Can you think of a time when no one could see what you were trying to accomplish? How did that make you feel? What kept you going? What might you create or do to remind yourself and others to keep the faith?

Here's an idea to get you started:

MAKE "DRAWING GOD" ADVENT CARDS

Take card stock or a postcard and draw your image of GOD. Write a message inside to remind someone you love to keep believing. In the book "Drawing God" Emma's friend Rose reminds her that "God is not a Valentine," but Emma knows God is love. Express your love to someone in this special card. Children and adults could think about a series of Advent cards. You could also use the images from the cards and make a calendar for the new year.





As the “Drawing God” story continues, Emma turns to God to pray for some help.

Do you have a favorite prayer? When do you pray? How do you ask for help?

Find a prayer and think about praying it everyday day or night this Advent. Another idea is to write your own prayer. We love Sydney’s prayer:



Joy is the infallible sign of the presence of God.

Pierre Teilhard de Chardin, S.J.



JOY



The third week of Advent is a time when we feel great JOY, knowing our prayers will soon be answered, and the Christ child will soon be born. In the book, one of the ways that Emma sees God is in her mother's bread. The bread her mother bakes makes her feel "warm and tingly inside."

What makes you feel warm and tingly inside? How do you celebrate JOY in your life?

The holiday season is a time for baking. Think about baking bread for others. What's your favorite recipe to bake? Maybe it's cookies or something else. Consider baking something and wrapping the baked gift and adding a note card that celebrate the JOY of the Advent season.

Here's a recipe to get your started:

ADVENT STOLLEN BREAD BY MIKE TELKAMO

Served during the holidays, this sweet German bread laden with dried fruit, nuts and dusted with powdered sugar wasn't always the treat we know today. In 14th century Germany, the use of butter or milk was forbidden during the advent season and stollen contained only flour, oil and water and was a food to be eaten during times of fasting.

INGREDIENTS

- 1 cup raisins
- 1/2 cup dried cherries
- 1/2 cup dried cranberries
- 2 teaspoons orange zest
- 1/4 cup brandy, rum or apple juice
- 4 1/2 cups flour
- 6 teaspoons dry yeast
- 1/2 cup sugar
- 1 teaspoon salt
- 1 cup warm milk
- 6 tablespoons butter, melted
- 2 large eggs
- 1/2 cup slivered almonds
- 2 teaspoons vanilla extract
- 3 tablespoons butter, melted
- 2 teaspoons cinnamon
- 1/4 cup brown sugar
- 3/4 cup confectioner's sugar

INSTRUCTIONS

1. Combine raisins, cherries, cranberries, orange zest and brandy. Cover, shake and set aside.
2. Sift together flour, yeast, sugar and salt in a mixing bowl.
3. Add warm (not hot) milk, melted butter, eggs and vanilla and mix until dough holds together.
4. Add raisin mix and almonds to dough and mix to fully integrate.
5. Turn dough onto a lightly floured surface and knead until smooth and pliant.
6. Form the dough into a ball and place in a large, oiled bowl.
7. Cover and let rise for one hour or until doubled in size.
8. Punch dough down, divide into two pieces and roll into two flat ovals about 8x12 inches.
9. Brush dough with melted butter.
10. Combine cinnamon and brown sugar and sprinkle over dough to coat.
11. Fold ovals in half lengthwise and pinch edges to seal.
12. Place loaves on a greased baking sheet, cover and allow to rise 45 minutes.
13. Bake in a 350 degree oven for 30 minutes until golden brown.
14. Transfer to wire racks to cool.
15. Once cool, sprinkle with confectioner's sugar.



The Virgin Mother longed for him with love beyond all telling


Preface for Advent II, Roman Missal



LOVE

As the season of Advent draws to a close, the greatest faith story ever told is unfolding in our hearts. We are filled with boundless anticipation as we hold the Blessed Mother Mary in prayer as she is about to give birth to our savior, baby Jesus. It's a time when we feel joyful and loved.

As the storybook, "Drawing God" draws to a close, Emma is feeling both joyful and loved. God has answered her prayer and has filled her with a confident grace, and Emma feels a comfort that will not leave her side. She knew she draw God. God knew she drew God and maybe Picasso, too. But God continues to reveal love and understanding...



When Emma goes back to school the following Monday, she sees everyone in school drawing God and every picture is different.



Reflecting on the way Emma lives Advent, we recognize that we are all loved and we are all different. There are no two people alike and yet we are all made in the image and likeness of God. We all see God different because we are all different.

Here's a fun project that shares this message:

MAKE SNOWFLAKES

No two snowflakes are alike. There's scientific proof to back that up. Making snowflakes reminds us how unique we all are.



Visit kitchentableclassroom.com/doily-snowflakes for an easy snowflake tutorial

Please follow *Drawing God* this Advent on social media and experience the *Drawing God* Advent Calendar.

Facebook: World Drawing God Day

Instagram: @drawinggOd

Twitter: @karenkkiefer



HAPPY ADVENT!

