



Hello

As we gather, please type your name,
location, and something you have
noticed about ministry since March.



A high-angle photograph of a person standing on a large white arrow painted on a paved surface. The person is wearing blue jeans and brown shoes. The arrow points downwards, towards the bottom of the frame. The background is a textured, greyish-brown pavement with some white lines.

Re-Imagining Faith Formation Part I

Christine V. Hides

ChristineVHides.com
Facebook: @BlessEachOne
Instagram: ChristineVHides

Opening Prayer-

Adapted from Sheltered At Home: Family Prayers for Living and Loving

God, I am exhausted! Sometimes I feel like I'm failing at ministry.

I feel like I don't have enough time for my family.

Money is tight.

I am worried about people I love.

So many things are out of my control.

This is so hard.

God, remind me that my feelings are normal.

Remind me that by your grace

There is a way through this pandemic.

Help me to do one thing at a time.

Help me to let go of perfection.

Give me curiosity. Give me trusted colleagues.

Give me strength, give me patience, give me hope,

To plan for the year ahead.

A photograph of a forest stream flowing over mossy rocks. The water is clear and turbulent as it moves over the stones. The surrounding forest is dense with trees and undergrowth, creating a serene and natural setting. The rocks are large and covered in green moss, adding texture to the scene. The overall atmosphere is peaceful and contemplative.

“

Hearers and Doers:

Everyone then who hears these words of mine and acts on them will be like a wise man who built his house on rock.

Matthew 7:24

A high-angle, top-down photograph of a person standing on a large white arrow painted on a paved surface. The person is wearing blue jeans and brown shoes. The arrow points downwards, towards the bottom of the frame. The paved surface is made of large, light-colored tiles. The person's shadow is cast to the left.

Where we are headed today:

1. Landscape Survey
2. Blueprint
3. Building Process
4. Resources & Q & A

An aerial photograph of a construction site. A yellow excavator is positioned in the center-right, facing left. To its left is a blue truck. Further left is a yellow trailer. The ground is a mix of brown earth and grey concrete, with some green grass visible in the upper right. The overall scene is one of active construction work.

1.

Surveying the Landscape: Hearing

Noticing what is happening right now.

A Story About Architecture



A Story About Architecture



Designed by Eloise Hides

Two Strategies for Paying Attention:

1) What do you notice?

List what you notice about ministry in 3 minutes. Circle the 3 most important things.

Two Strategies for Paying Attention:

1) What do you notice?

List what you notice about ministry in 3 minutes. Circle the 3 most important things.

Strengths

Weaknesses

Opportunities

Threats

<https://www.processdrivenchurch.com/swot-analysis-church/>

Two Strategies for Paying Attention:

1) What do you notice?

List what you notice about ministry in 3 minutes. Circle the 3 most important things.

Strengths:

People showing up online.
Original pivot handled well.

Weaknesses

Kids are zoomed out.

Opportunities

People seeking connection
What is important is coming into focus.
Family time.

Threats

Loss of community.

<https://www.processdrivenchurch.com/swot-analysis-church/>

Two Strategies for Paying Attention:

2) Empathy Mapping



	In person Frequent	In person Sometimes	In person Never
Online Frequent	Leaders and Potential Leaders	This group needs intentional communication and invitation in the transition.	
Online Sometimes	You should be finding a way to reach these people right now.		
Online Never			People you haven't reached yet.

<https://www.ideo.com/blog/build-your-creative-confidence-empathy-maps>

<https://christinevhides.com/2020/04/26/four-things-you-need-to-begin-planning-for-reopening/>

A photograph of a forest stream flowing over mossy rocks. The water is clear and creates white rapids as it flows over the large, rounded stones. The surrounding forest is dense with trees and green foliage. A white rectangular text box is superimposed over the upper middle of the image.

Pay attention to you, too!

It's ok to pause before you plan, really.
Sheltered at Home: Family Prayers for Living and Loving
Parents it's ok to feel the way you feel.
Checking In, a podcast on emotional agility and resilience

A close-up photograph of a person's hands, wearing a white lab coat, drawing architectural plans on a large sheet of paper. The person is holding a black pen and is in the process of drawing a curved line. The plans are detailed, showing various lines, circles, and text. The background is slightly blurred, showing a desk with a computer mouse and other papers.

2

The Blueprint

The shape of the plan.


Think of Your Plan as a Teeter Totter

1. WHY
2. Gathered/ In Person Ministry
3. Online Ministry
4. A Platform that connects the two

WHY

Poll:

How Many of Your Ministries Have
Named Your Why?



How to name your why quickly:

<https://faithformationplaylists.weebly.com/launch.html>

Launch!

faith formation

Online & In Person Ministry

**In person ministry is a
TECHNICAL challenge**

**Online & Hybrid Ministry is an
ADAPTIVE challenge**

Contact Kathy Pittenger for
questions about reopening in
Michigan.

More on Adaptive Leadership
for Faith Formation Leaders

The Spirit & Play



A collection of hand tools is arranged on a light-colored surface. In the foreground, there are two pairs of pliers with black handles and silver metal heads. To their left is a wooden handle with a black cap and a bundle of twine. To the right of the pliers is a pair of shears with wooden handles and a spool of silver wire. The background is slightly blurred, showing more tools and a wooden surface.

3.

Building Process: Doing



Pre-COVID 19 Planning:

1.

Yearly
Calendar

2.

Class Rosters

3.

Teachers

4.

Curriculum

5.

Lesson
Planning
Calendar



The Design and Planning Process:

A Design Thinking Approach

1.

Listening &
Paying
Attention

2.

Start with
WHY

3.

Identify in
person
gathering
guidelines.

4.

Design based
on
assumptions.

5.

Test your
assumptions
with small
experiments.

Some Possible Assumptions:

- Parents are cautious about this illness.
- Parents and kids are "zoomed out," especially older kids
- Families are seeking spiritual direction and comfort.
- Need for activities to maintain a sense of normalcy and growth.
- Working parents are struggling to balance it all.
- Phased reopening that may start and stop..
- Political pressure may increase.
- Mass gatherings not advised until after a vaccine.
- Singing is especially dangerous.
- PPE will become normal.



Shifts to Consider:

Age graded > Families Together

Instruction > Practice

One Track > Pathways & Playlists

One hour per week > 24/7

Yearly > Modules

Large Group > Small Group





How to BUILD A 2020 COMMUNITY OF PRACTICE:



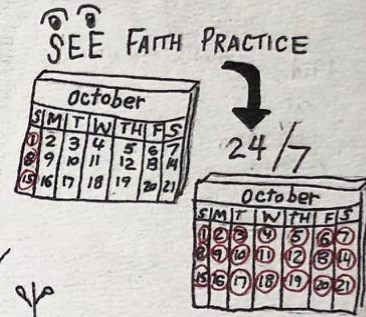
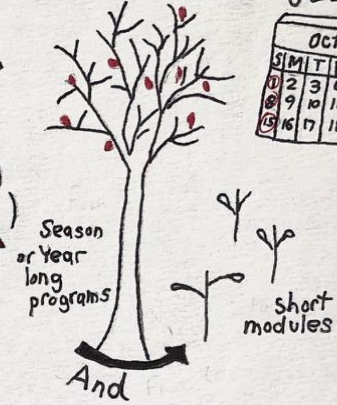


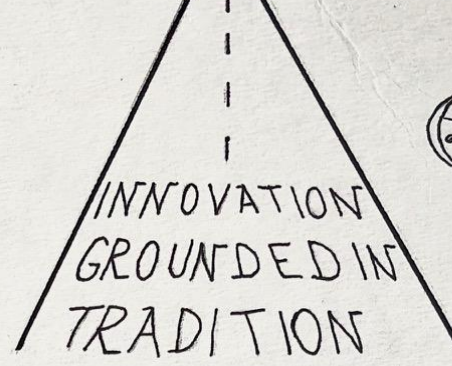
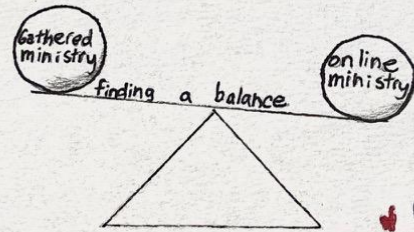
imagine a community of KUC families who gather both in person and on line...



read scripture & use stories to find meaning in the joys & challenges of life!



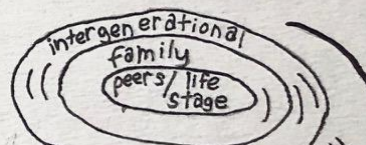
Who are practicing faith with enthusiasm!



CHILDREN

&

families learning in a holistic way





The Final Piece: The Platform

Be sure to register for Part II Hybrid Ministry

[Cult of Pedagogy Distance Learning Essential Tools](#)

[Vibrant Faith Guide: Transforming Faith Formation for a Changed World](#)

[Launch! Playlists for Ministry Leaders](#)

[Hybrid Ministry Group on Vibrant Faith Catalyst](#)

[Online Faith Formation Workshops](#) and [Resources](#) from Christine V. Hides

A high-angle, top-down photograph of a person standing on a large white arrow painted on a paved surface. The person is wearing blue jeans and brown shoes. The arrow points downwards, and the person is standing on the shaft of the arrow, just above the arrowhead. The paved surface is a mix of grey and brown tones, suggesting asphalt or concrete. The lighting is bright, casting a shadow of the person onto the pavement to their left.

4.

Q & A



Hearers and Doers:

The rain fell, the floods came, and
the winds blew and beat on that
house, but it did not fall, because it
had been founded on rock.

Matthew 7:25

A high-angle photograph of a person's legs and feet standing on a large white arrow painted on a paved surface. The person is wearing blue jeans and brown shoes. The arrow points downwards towards the bottom center of the frame. The pavement is a mix of grey and brown tones with some white lane markings visible in the upper corners.

Thank you!

Christine V. Hides

ChristineVHides.com
Facebook: @BlessEachOne
Instagram: ChristineVHides